

Freight railroads .....	47
Freight railroad mileage .....	6,768
Freight rail employees .....	9,902
Average wages and benefits per employee .....	\$134,500
Railroad retirement beneficiaries .....	29,600
Railroad retirement benefits paid .....	\$808 million

### Quick Facts



**Privately Owned:** Freight railroads operate on a nearly 140,000-mile network they almost exclusively own, maintain and pay for themselves.

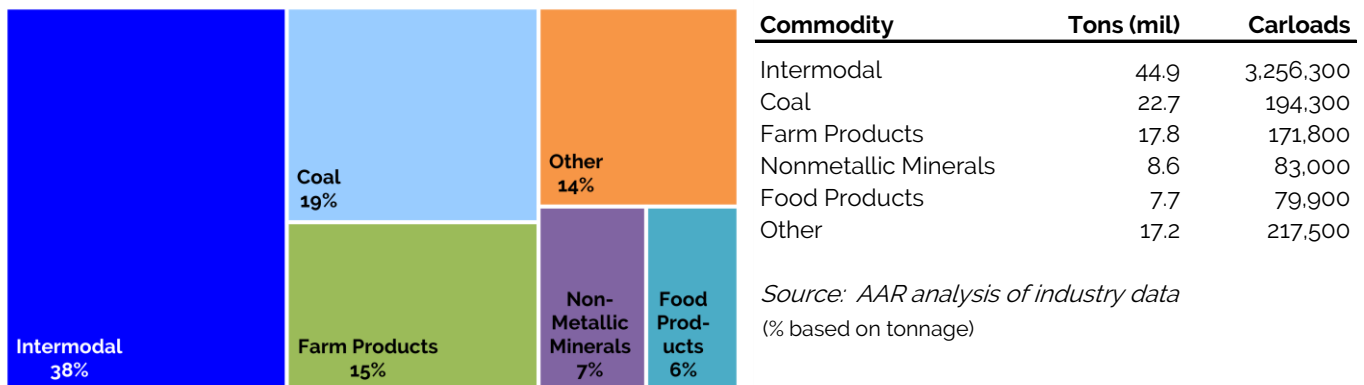


**Sustainable:** Railroads are the most fuel efficient way to move freight over land. It would have taken approximately 6.6 million additional trucks to handle the 118.9 million tons of freight that originated by rail in Illinois in 2021.

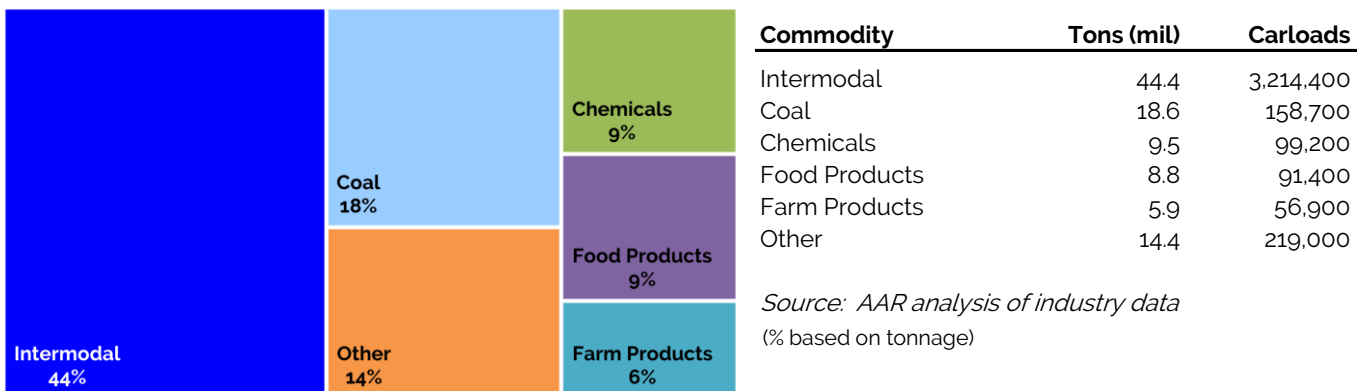


**Economic Driver:** Railroads haul 1/3 of U.S. exports and serve nearly every sector of the economy, from moving the food we eat to the chemicals that treat our water.

### Rail Traffic Originated in 2021 Total Tons: 118.9 million    Total Carloads: 4,002,900



### Rail Traffic Terminated in 2021 Total Tons: 101.4 million    Total Carloads: 3,839,700



	<b>Miles Operated In Illinois in 2021</b>
<b>Class I Railroads</b>	
BNSF Railway Company	1,535
Canadian National	1,278
Canadian Pacific Railway	385
CSX Transportation	704
Kansas City Southern Railway Co.	186
Norfolk Southern Corp.	1,261
Union Pacific Railroad Co.	2,311
	7,660

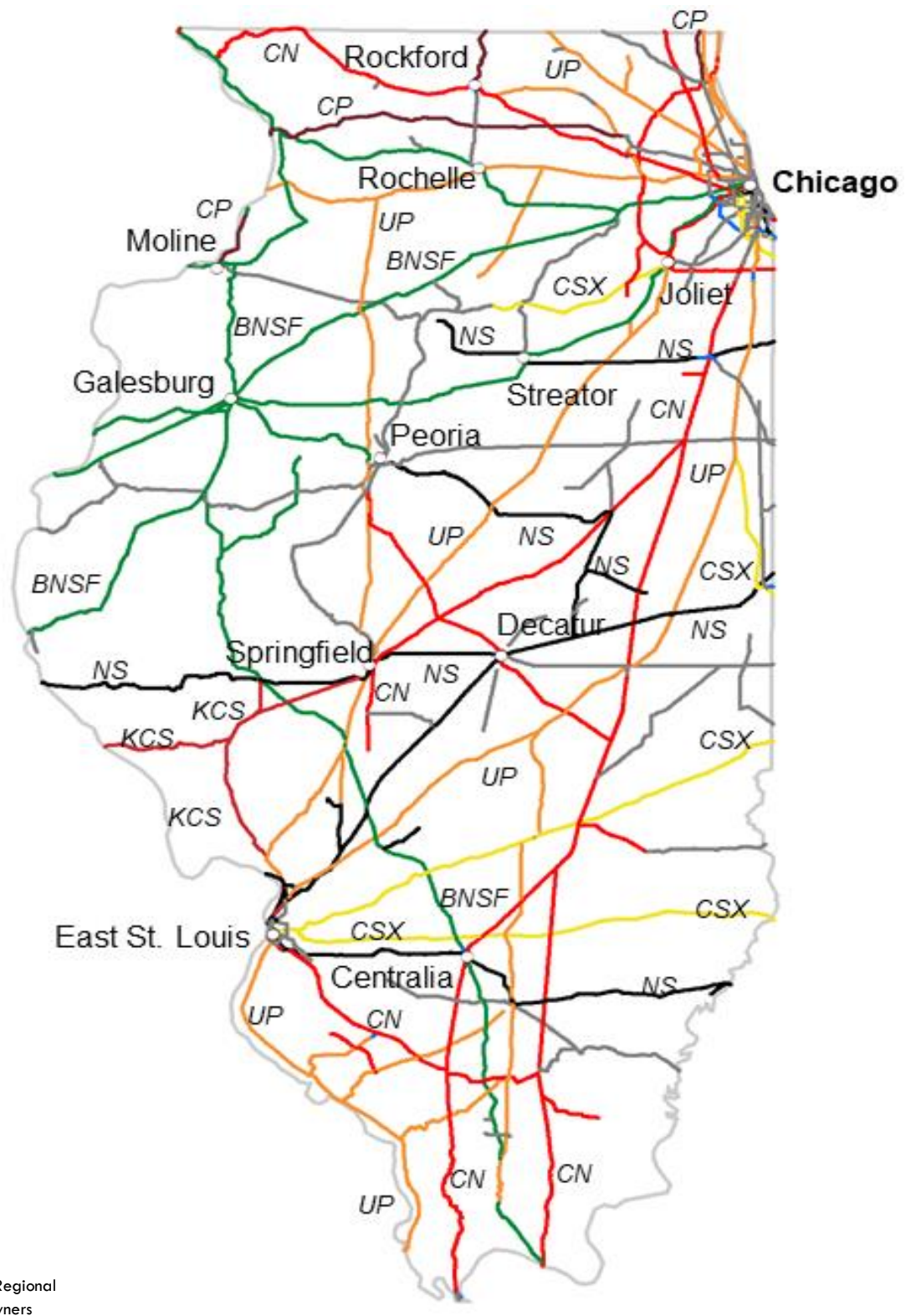
<b>Regional Railroads</b>	
Decatur & Eastern Illinois Railroad	164
Indiana Rail Road	119
Iowa Interstate Railroad	218
Wisconsin & Southern Railroad	108
	609

<b>Short Line Railroads</b>	
A & R Terminal Railroad	2
Ag Valley Railroad	3
Belt Railway Company of Chicago	28
Bloomer Line	50
Burlington Junction Railway	20
Chicago Junction Railway	2
Chicago Rail Link	72
Chicago Sugar Express Railroad	1
Chicago, Ft. Wayne & Eastern Railroad	8
Chicago, South Shore & South Bend RR	25
Chicago, St. Paul & Pacific Railroad	3
Cicero Central Railroad	1
Crab Orchard & Egyptian Railway	14
Decatur Junction Railway	21
Effingham Railroad	5
Elwood Joliet & Southern Railroad	1
Evansville Western Railway	46
Great Lakes Terminal Railroad	2
Illinois & Midland Railroad	189

<b>Illinois 2021 Totals</b>	Number of Freight Railroads	Miles Operated	
		Excluding Trackage Rights	Including Trackage Rights
Class I	7	5,521	7,660
Regional	4	313	609
Short Line	36	934	1,194
<b>Total</b>	47	6,768	9,463

	<b>Miles Operated In Illinois in 2021</b>
<b>Short Line Railroads, cont.</b>	
Illinois Railway	133
Illinois Western Railroad	3
Indiana Harbor Belt Railroad	69
Kankakee, Beaverville & Southern Railroad	91
Keokuk Junction Railway	125
Manufacturers Junction Railway	6
Missouri North Central Railroad	2
Peru Industrial Railroad	3
Pioneer Industrial Railway	9
Port Harbor Railroad	3
Riverport Railroad	4
South Chicago & Indiana Harbor Rwy	8
Tazewell & Peoria Railroad	18
Terminal Railroad Assn. of St. Louis	17
Toledo, Peoria & Western Railway	202
Vandalia Railroad	6
Vermillion Valley Railroad	2
	1,194

**Class I Railroad:** A railroad with 2021 operating revenues of at least \$943.9 million. **Regional Railroad:** A non-Class I line-haul railroad that has annual revenues of at least \$40 million, or that operates at least 350 miles of road and revenues of at least \$20 million. **Short Line Railroad:** A railroad which is neither a Class I nor a Regional Railroad.



Map is based on the 2022 North American Rail Network published by the U.S. Department of Transportation. Some mileage figures are AAR estimates.